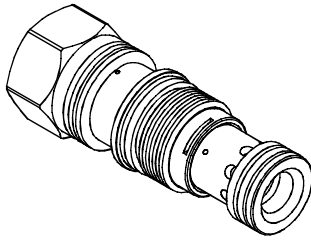
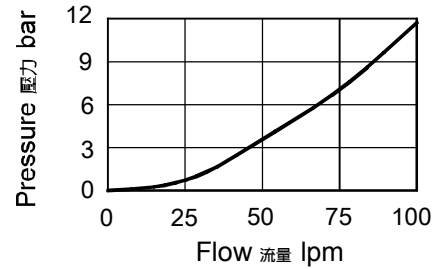


◆ **MODEL 型 式**
VLO-02



◆ **PERFORMANCE 特性曲線**



◆ **SPECIFICATIONS 規 格**

Model Number 型式號碼	Maximum Pressure 最大壓力 bar	Cracking Pressure 開啟壓力 bar	Maximum Flow 最大流量 lpm	Weight 重量 Kg
VLO-02-NO	350 (5076 psi)	2 (29.01 psi)	80 (21.13 gpm)	0.15 (0.33 lbs)
VLO-02-NC, VE1, VE2, LS		3.5 (50.76 psi)		0.15 (0.33 lbs)
Fluid Type 流體型式		ISO VG 32, 46, 68		
Viscosity 黏性 cSt		10~400 (59~1854 SSU)		
Operating Temperature 操作溫度 °C		-30~100 (-22~212°F)		
Contamination Level 污染標準		ISO4406. 20/18/15 NAS1638. 9		

◆ **HOW TO ORDER 編號說明**

1	2	3	4	5
VLO	02	— NO	— *	— *

1 VALVE SERIES 系列名稱
VLO= Cartridge Logic Valves
插入式邏輯閥

2 SUBPLATE MOUNTING SIZE 稱呼口徑
02:T-11A
Cavity 孔口:CST-11A
See Appendices-A 見附錄A
For Manifold See Appendices-B 油路板見附錄B

3 CONTROL TYPE 控制方式
NO : Spring biased open, port 3 pilot source (彈簧偏位開,油口3為導壓源)
NC : Spring biased closed, port 3 pilot source (彈簧偏位關,油口3為導壓源)
VE1 : Spring biased closed, port 1 pilot source (彈簧偏位關,油口1為導壓源)
VE2 : Spring biased closed, port 2 pilot source (彈簧偏位關,油口2為導壓源)
LS : Spring biased closed, port 1 or 2 with the higher pressure is the pilot source.
(彈簧偏位關,油口1或2 高壓者為導壓源)

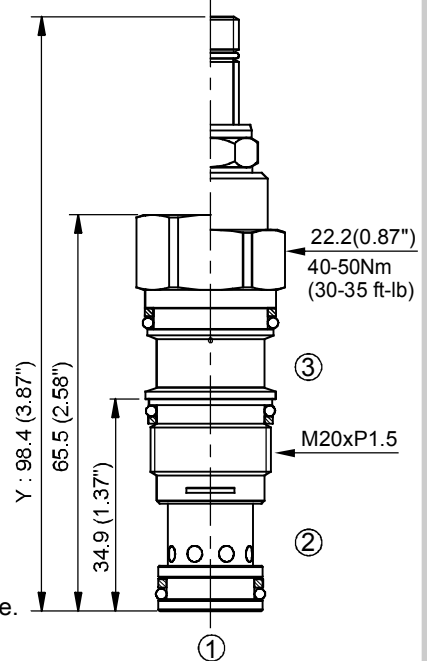
4 ADJUSTMENT OPTION 調整選擇

NONE	NONE : NON ADJUST 無：不可調整式	
Y	Y:MANUAL ADJUST (Manual Load Release) Y：手動調整式(手動卸載)	

◆ **RATIO OF POPPET** ◆ **DIMENSIONS** 外型尺寸圖

AREA 面積比

Ratio of Poppet Area 面積比
A3 : A1 = 1.8 : 1
A3 : A2 = 2.25 : 1



5 SEALS 密封件
Non : NBR (Standard) 無記號：丁腈橡膠(標準型)
HN : HNBR HN：氫化丁腈橡膠
V : VITON V：氟橡膠

◆ **CONTROL PORT(S)** 動作形式

