

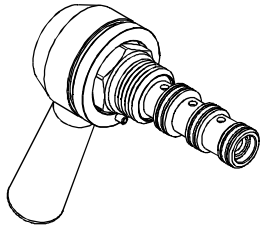
# DIRECTIONAL VALVES 方向閥

## VDM SERIES CARTRIDGE TYPE, MANUAL DIRECTIONAL VALVE (ROTARY TYPE)

VDM 系列插入式手動方向閥(旋轉型)

### ◆ MODEL 型 式

VDM-10

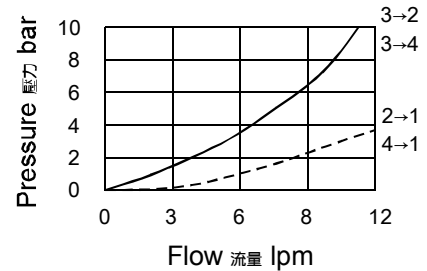


### ◆ DESCRIPTION 說明

4-Way 2-Position manual directional valve, 90° rotary, counterclockwise extreme position (Normal position).  
 4-Way 3-Position manual directional valve, median to median, 45° counterclockwise and 45° clockwise.  
 四方向二方位手動方向閥, 90°旋轉, 逆時針極限位置(常態位置).  
 四方向三方位手動方向閥, 中位對中, 逆時針45°和順時針45°.

### ◆ PERFORMANCE (Cartridge Only)

特性曲線



### ◆ SPECIFICATIONS 規 格

Model Number 型式號碼	Maximum Pressure 最大壓力 bar	Maximum Flow 最大流量 lpm	Maximum Internal Leakage 最大內部洩漏 cc/min	Weight 重量 Kg
VDM-10	250 (3626 psi)	12 (3.17 gpm)	160 (10 in <sup>3</sup> /min)	0.28 (0.62lbs)
Fluid Type 流體型式		ISO VG 32, 46, 68		
Viscosity 黏性 cSt		10~400 (59~1854 SSU)		
Operating Temperature 操作溫度 °C		-30~100 (-22~212°F)		
Contamination Level 污染標準		ISO4406.20/18/15 NAS1638.9		

### ◆ HOW TO ORDER 編號說明

1	2	3	4	5
VDM	10	*	*	*

#### 1 VALVE SERIES 系列名稱

VDM= Cartridge Type, Manual Directional Valve (Rotary Type w/ Steel Ball Positioning)

插入式手動方向閥(旋轉型/鋼珠定位)

#### 2 SUBPLATE MOUNTING SIZE 稱呼口徑

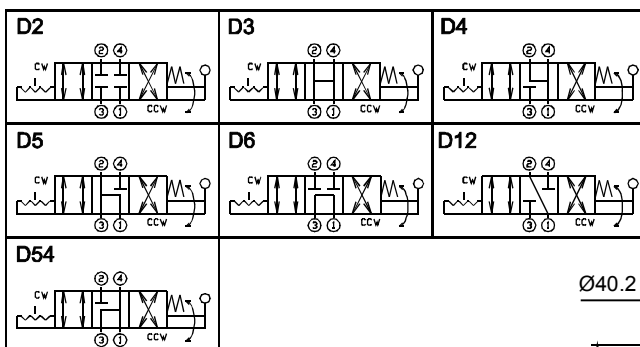
Size : 10  
 Cavity 孔口: CS10-4N

See Appendices-A 見附錄A

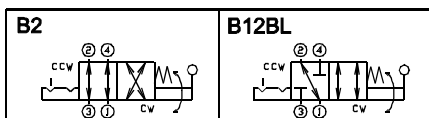
For Manifold See Appendices-B 油路板見附錄B

#### 3 SPOOL TYPES 滑注型式

CENTERED 3 POSITIONS 中心三位置



2 POSITIONS 二位置



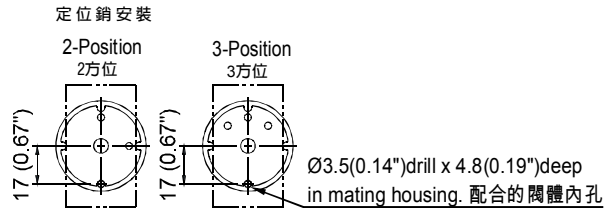
#### 4 OPERATOR OPTIONS 操作選擇

NONE	NONE:NO OPERATORS 無:無操作	
B	B:BALL HANDLE B:球型把手	
L	L:LEVER HANDLE L:槓桿把手	

#### 5 SEALS 密封件

Non : NBR (Standard) 無記號: 丁腈橡膠(標準型)  
 HN : HNBR HN: 氫化丁腈橡膠  
 V : VITON V: 氟橡膠

#### ◆ LOCATING PIN INSTALLATION 定位銷安裝



#### ◆ DIMENSIONS 外型尺寸圖

