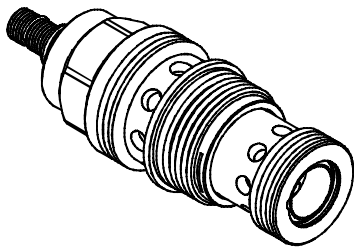


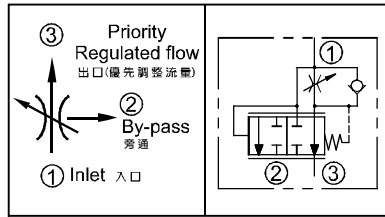
# FLOW CONTROL VALVES 流量控制閥

## VF SERIES PRIORITY FLOW DIVIDER VALVES VF 系列優先分流閥

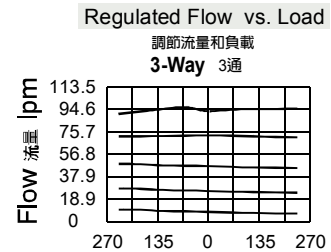
### ◆ MODEL 型 式 VF-17A



### ◆ CONTROL PORT(S) 動作形式



### ◆ PERFORMANCE (Cartridge Only) 特性曲線



BYPASS > REGULATED REGULATED > BYPASS  
旁通 > 調節 調節 > 旁通

Pressure 壓力 bar

### ◆ DESCRIPTION 說明

A screw-in, cartridge-style, adjustable orifice, pressure-compensated, manually-operated, bypass-type hydraulic flow regulating valve. It can be used as a priority-type flow regulator or a restrictive-type 2-way flow regulator when the bypass port is blocked. The VF maintains a constant flow rate from ③ regardless of load pressure changes in the system downstream of ③, or in the bypass leg at ②. Reverse flow (③ to ①) bypasses the control orifice.

The regulated flow increases from closed to fully open, with counter-clockwise rotation of the knob.

Note: When used as a bypass flow control in applications where the priority flow port will be blocked by external valving, bypass pressure drop will increase unless a small amount of leakage is provided for the priority port.

螺紋插裝式，節流孔可調壓力補償，手動操作旁通型流量調節閥，可以用作優先型流量調節閥或當封閉旁路油口 ② 時可以用作二通節流型流量調節閥。

VF 型，從 ③ 流出的流量保持不變，不受 ③ 的下游回路或旁路 ② 的負載壓力變化影響，反向液流 (③ 流向 ①) 不經過控制節流孔。

逆時針轉動手柄，調節流量從閉合到完全打開時逐漸增加。

註：當用作旁路流量控制且優先油口由其他的鎖封閉時，除非優先油口有少量洩漏，否則旁路壓降將增加。

### ◆ SPECIFICATIONS 規格

Model Number 型式號碼	Operating Pressure 操作壓力 bar	Maximum Flow 最大流量 lpm	Regulated Flow Rate 調節流量 lpm		Weight 重量 Kg
VF-17A	350 (3481 psi)	155 (40.95 gpm)	2-Way 2通	3-Way 3通	0.68 (1.5 lbs)
			85 (22.45 gpm)	95 (25.1 gpm)	
Fluid Type 流體型式			ISO VG 32, 46, 68		
Viscosity 黏性 cSt			10~400 (59~1854 SSU)		
Operating Temperature 操作溫度 °C			-30~100 (-22~212°F)		
Contamination Level 污染標準			ISO4406. 20/18/15 NAS1638. 9		

### ◆ HOW TO ORDER 編號說明

1	2	3	4
VF	17A	— *	— *

### 4 SEALS 密封件

Non: NBR (Standard) 無記號: 丁腈橡膠 (標準型)  
HN: HNBR HN: 氫化丁腈橡膠  
V: VITON V: 氟橡膠

### 1 VALVE SERIES 系列名稱

VF=Priority Flow Divider Valve  
(Compensating Type)  
優先分流閥(補償型)

### 2 SUBPLATE MOUNTING SIZE 稱呼口徑

Size: 17A  
Cavity 孔口: CST-17A  
See Appendices-A 見附錄A  
For Manifold See Appendices-B 油路板見附錄B

### 3 ADJUSTMENT OPTION 調整選擇

NONE	NONE: TOOL ADJUST 無: 工具調整式	
K	K: HAND-BAR ADJUST K: 手把調整式	
KT	KT: HAND-BAR ADJUST (Three-winged) KT: 手把調整式(三翼)	

### ◆ DIMENSIONS 外型尺寸圖

