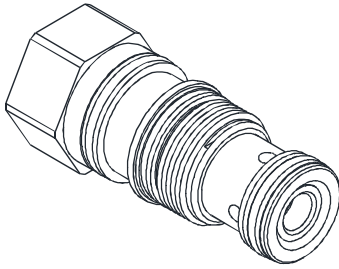
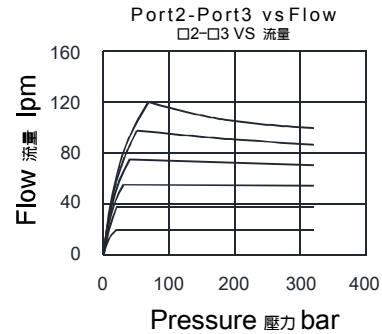


◆ MODEL 型 式

VBRO-03



◆ PERFORMANCE 特性曲線



◆ DESCRIPTION 說明

VE-Internal Pilot :

These normally open modulating elements with an internal orifice between port 1 and port 3 can be used as a main-stage reducing valve. The valve can be controlled remotely using a pilot relief or pilot solenoid valve.

External Pilot :

Normally open modulating elements without an internal orifice act as a restrictive compensator to maintain a constant pressure drop across an orifice, regardless of variations in upstream or downstream pressure.

VE- 內部導壓 : 此閥為常開並在口1到口3之間內置節流孔的調節元件. 此閥可作主級減壓閥, 並可用先導溢流閥或電磁閥來遠程控制.

外部導壓 : 此閥為無內置節流孔的常開調節單元, 用來作為限流壓力補償器以確保流過節流孔的壓降保持恆定, 不受進出口壓力變化影響.

◆ SPECIFICATIONS 規 格

Model Number 型式號碼	Maximum Pressure 最大壓力 bar	Maximum Flow 最大流量 lpm	Weight 重量 Kg
VBRO-03	350 (5076 psi)	120 (31.70 gpm)	0.25 (0.55lbs)
Fluid Type 流體型式		ISO VG 32, 46, 68	
Viscosity 黏性 cSt		10~400 (59~1854 SSU)	
Operating Temperature 操作溫度 °C		-30~100 (-22~212°F)	
Contamination Level 污染標準		ISO4406. 20/18/15 NAS1638. 9	

◆ HOW TO ORDER 編號說明

1	2	3	4
VBRO	03	*	*

1 VALVE SERIES 系列名稱

VBRO = Cartridge Type Constant-pressure Type Reducing Valves
插入式定壓型減壓閥

2 SUBPLATE MOUNTING SIZE 稱呼口徑

03 : T-2A
Cavity 孔口: CST-2A
See Appendices-A 見附錄A
For Manifold See Appendices-B 油路板見附錄B

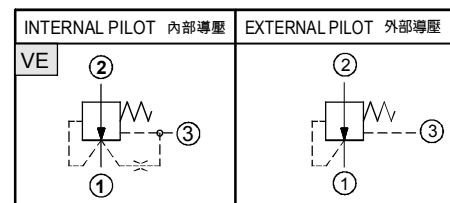
3 VERSION 形式

VE : INTERNAL PILOT VE : 內部導壓
NONE : EXTERNAL PILOT 無 : 外部導壓

4 CRACKING PRESSURE 開啓壓力

35	3.5 bar (50psi)
70	7.0 bar (100psi)
14	14.0 bar (200psi)

◆ CONTROL PORT(S) 動作形式



◆ DIMENSIONS 外型尺寸圖

