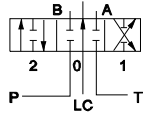
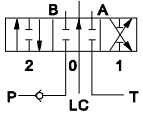
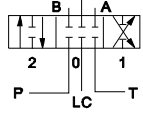
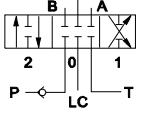
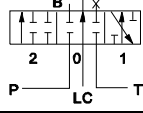
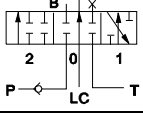
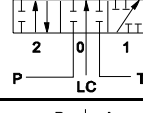
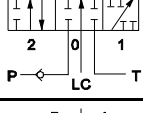
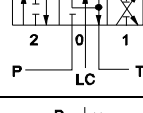
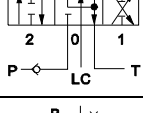
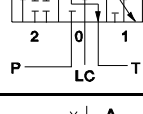
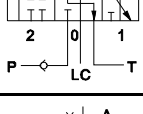
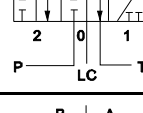
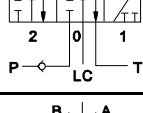
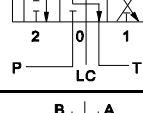
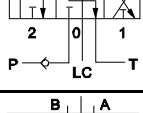
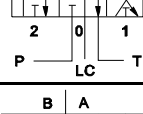
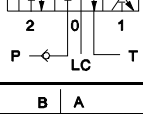
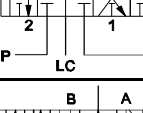
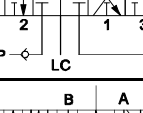
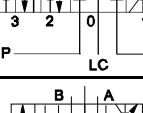
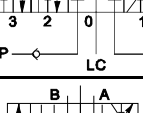
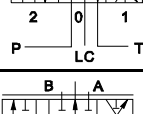
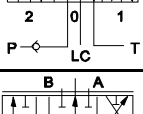

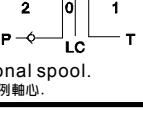


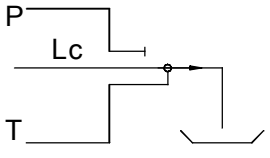
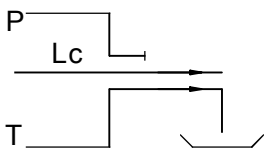
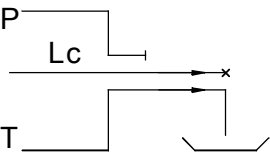
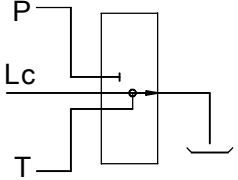
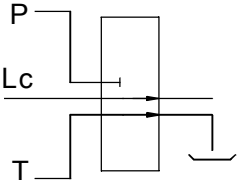
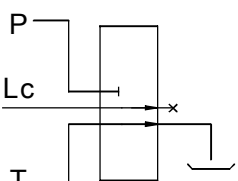
SPOOL TYPES 滑柱型式									
CODE 編碼	HYDRAULIC SYMBOL 液壓符號	Type of Directional Control Valve 方向控制閥類型			CODE 編碼	HYDRAULIC SYMBOL 液壓符號	Type of Directional Control Valve 方向控制閥類型		
C2		DMD	DME	DMG	C2		DMF	DMM	DMS
C22		DMD	DME	DMG	C22		DMF	DMM	DMS
C2A		DMD	DME	DMG	C2A		DMF	DMM	DMS
C2B		DMD	DME	DMG	C2B		DMF	DMM	DMS
C4		DMD	DME	DMG	C4		DMF	DMM	DMS
C4A		DMD	DME	DMG	C4A		DMF	DMM	DMS
C09		DMD	DME	DMG	C09		DMF	DMM	DMS
C10		DMD	DME	DMG	C10		DMF	DMM	DMS
C12		DMD	DME	DMG	C12		DMF	DMM	DMS
C16		DMD			C16			DMM	
C26		DMD			C26			DMM	
C44		DMD	DME	DMG	C44		DMF	DMM	DMS
E2	 * Proportional spool. 此軸心為比例軸心。			EDMG	E2	 * Proportional spool. 此軸心為比例軸心。			EDMS

* Data and specifications are not binding, Chia Wang reserves the right to modify all the data deemed necessary for the improvement of products without being involved in revising the present catalog.
本目錄中的技術資料和內容如有變動,恕不另行通知。

STACK VALVE

TECHNICAL DATA 多路換向閥技術資料

INLET SECTION 入油側						
CODE 編碼	HYDRAULIC SYMBOL 液壓符號	DESCRIPTION 說明	Type of Directional Control Valve 方向控制閥類型			
I1		Inlet section with check valves and relief valves 入油側附止逆閥與調壓閥。 ※Standard Type 標準型	DMD	DME	DMG	DMB
I2		Inlet section with check valves 入油側附止逆閥。	DMD	DME	DMG	DMB
I3		Inlet section with relief valves 入油側附調壓閥。	DMD	DME	DMG	DMB
I4		Inlet section without valves 入油側無附閥。	DMD	DME	DMG	DMB
I5		Left inlet section with relief valves 入油側左側附調壓閥。 ※Standard Type 標準型	DMM	DMF	DMS	
I5T		Left inlet section with relief valves 入油側左側附調壓閥。 T Port with additional relief valve 調壓閥外接T口。	DMM	DMF	DMS	
I6		Left inlet section without valves 入油側左側無附閥。	DMM	DMF	DMS	
I7A		Inlet section with release valve (Normally Open) 入油側附釋壓閥(常開)	DMM	DMF	DMS	
I7B		Inlet section with release valve (Normally Close) 入油側附釋壓閥(常閉)	DMM	DMF	DMS	

OUTLET SECTION 出油側						
CODE 編碼	HYDRAULIC SYMBOL 液壓符號	DESCRIPTION 說明	Type of Directional Control Valve 方向控制閥類型			
U1		Outlet section 出油側。 ※Standard Type 標準型	DMD	DMG	DME	DMB
U2		Outlet section with high pressure carry-over. 遺留高壓力的出油側。	DMD	DMG	DME	DMB
U3		Outlet section for the closed passage. 經過通路的出油側關閉。	DMD	DMG	DME	DMB
U4		Outlet section 出油側。 ※Standard Type 標準型	DMM	DMF	DMS	
U5		Outlet section with high pressure carry-over. 遺留高壓力的出油側。	DMM	DMF	DMS	
U6		Outlet section for the closed passage. 經過通路的出油側關閉。	DMM	DMF	DMS	

STACK VALVE

TECHNICAL DATA 多路換向閥技術資料

BUILT-IN CARTRIDGE VALVES 嵌入的插式閥

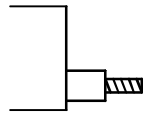
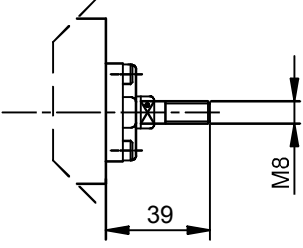

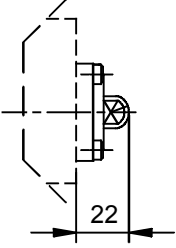
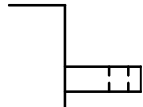
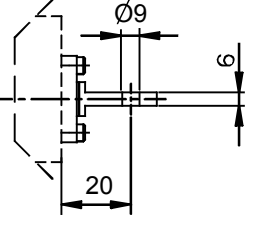
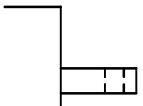
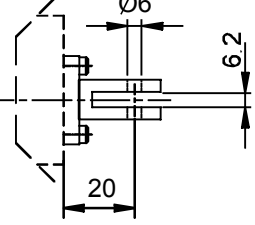
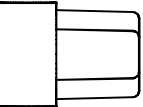
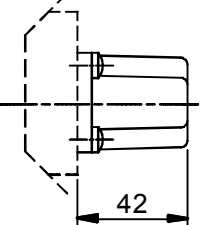
CODE 編碼	HYDRAULIC SYMBOL 液壓符號	DESCRIPTION 說明	Type of Directional Control Valve 方向控制閥類型			
			DMM	DMS	DMF	
V1		Pressure limiting valve(or antishock), adjustable, on A Port. 調壓閥(或緩衝閥), 在A端口上。	DMM	DMS	DMF	
V2		Pressure limiting valve(or antishock), adjustable, on B Port. 調壓閥(或緩衝閥), 在B端口上。	DMM	DMS	DMF	
V3		Pressure limiting valve(or antishock), adjustable, on A and B Port. 調壓閥(或緩衝閥), 在A跟B端口。	DMM	DMS	DMF	
V4		Pressure limiting valve(or antishock), adjustable, with anticavitation, on A Port. 調壓閥(或緩衝閥), 與反氣穴閥, 在A端口。	DMM	DMS	DMF	
V5		Pressure limiting valve(or antishock), adjustable, with anticavitation, on B Port. 調壓閥(或緩衝閥), 附反氣穴閥, 在B端口。	DMM	DMS	DMF	
V6		Pressure limiting valve(or antishock), adjustable, with anticavitation, on A and B Port. 調壓閥(或緩衝閥), 附反氣穴閥, 在A跟B端口。	DMM	DMS	DMF	
V7		Pressure limiting valve(or antishock), adjustable, on A Port and anticavitation on B Port . 調壓閥(或緩衝閥), 附反氣穴閥, 在B端口。	DMM	DMS	DMF	
V8		Anticavitation valve on A Port and pressure limiting valve (or antishock), adjustable on B Port . 反氣穴閥在A端口且調壓閥(或緩衝閥), 在B端口。	DMM	DMS	DMF	
V9		Anticavitation valve on A Port . 反氣穴閥在A端口。	DMM	DMS	DMF	
V10		Anticavitation valve on B Port . 反氣穴閥在B端口。	DMM	DMS	DMF	
V11		Anticavitation valve, double-acting on A and B Port . 反氣穴閥雙作用在A端口跟B端口。	DMM	DMS	DMF	

BUILT-IN CARTRIDGE VALVES 嵌入的插式閥							
CODE 編碼	HYDRAULIC SYMBOL 液壓符號	DESCRIPTION 說明	Type of Directional Control Valve 方向控制閥類型				
V12		Closing plug for directional control valve body preset for shock and/or anticavitation valves. 方向控制閥本體的封閉塞頭可以選擇另預設有緩衝和/或反氣穴現象的閥。	DMM	DMS	DMF		
E1		Intermediate outlet section. 中間的出油塊。	DMM	DMS	DMF		
E2		Intermediate outlet section. 中間的出油塊。	DMM	DMS	DMF		
E3			DMM	DMS	DMF		
E4		3 way priority flow regulator can be adjusted and compensated by tools or hand-bar (type "K"). 3路的優先分流閥可以用工具或把手(K型)來調整和補償	DMM	DMS	DMF		
E5		3 way priority flow regulator can be adjusted and compensated by tools or hand-bar (type "K"). 3路的優先分流閥可以用工具或把手(K型)來調整和補償	DMM	DMS	DMF		
E6		3 way priority flow regulator can be adjusted and compensated by tools or hand-bar (type "K"). 3路的優先分流閥可以用工具或把手(K型)來調整和補償	DMM	DMS	DMF		
E7		Intermediate with cartridge type relief valve. 中間塊(調壓閥)功能	DMM	DMS	DMF		
E8		Intermediate with cartridge type reducing valve. 中間塊(減壓閥)功能	DMM	DMS	DMF		
E9		Intermediate section with check valves for piloting electro-hydraulic control. 中間塊有止逆閥是用來引導電磁油壓控制	DMM	DMS	DMF		

STACK VALVE

TECHNICAL DATA 多路換向閥技術資料

CONTROL PORT (FRONT COVER) 控制端(前蓋)							
CODE 編碼	HYDRAULIC SYMBOL 液壓符號	DESCRIPTION 說明	Type of Directional Control Valve 方向控制閥類型				
F1		Hand control with standard lever 手控 - 使用標準操控桿		DMD	DMM	DMB	DMS
		F2					
F3		<p>F3a With fulcrum on the left 槓桿支點/支柱位於左方。 Cloche lever for simultaneous or single control of two spools, as form the scheme here below 護罩操控桿用於同時或單一控制兩個轉盤，圖解說明如下：</p>		DMM			
		<p>F3b With fulcrum on the right. 槓桿支點/支柱位於右方。 Cloche lever for simultaneous or single control of two spools, as the graph description below: 護罩操控桿用於同時或單一控制兩個轉盤，圖解說明如下：</p>					
F4		<p>Cloche lever for simultaneous or single control of two spools, as form the scheme here below 護罩操控桿用於同時或單一控制兩個轉盤，圖解說明如下：</p>		DMM			



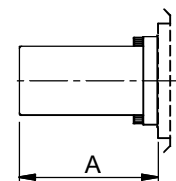
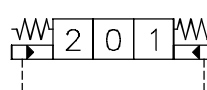
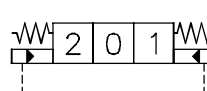
CONTROL PORT (FRONT COVER) 控制端(前蓋)							
CODE 編碼	HYDRAULIC SYMBOL 液壓符號	DESCRIPTION 說明		Type of Directional Control Valve 方向控制閥類型			
F5		Direct control connection on spool for tight remote control. 直接控制連接於轉盤，方便嚴格遙控。		DMD	DMM	DMB	
F6		Direct control connection on spool with spherical end. (control to be used for positioning M4(2-1)). 直接控制連接於轉盤 (配置球型端，用於控制定位M4(2-1))。		DMD	DMM		
F7		Direct control connection on spool eye end. 直接控制連接於轉盤眼端。		DMD	DMM	DMB	
F8		Direct control connection on spool eye end. 直接控制連接於轉盤眼端。		DMD	DMM	DMB	
F9		Direct control connection on spool for stiff remote control. 直接控制連接於轉盤，方便嚴格遙控。		DMD	DMM		

STACK VALVE

TECHNICAL DATA 多路換向閥技術資料

FIXED POSITION PORT (REAR COVER) 定位端(後蓋)

CODE 編碼	HYDRAULIC SYMBOL 液壓符號	DESCRIPTION 說明	Type of Directional Control Valve 方向控制閥類型					
			DMD	DMM	DMB			
B1		<p>Microswitch 微動開關</p>	SUBPLATE MOUNTING 稱呼口徑		DMD	DMM	DMB	
			SIZE	03				04
			A	83	103			
B2			SUBPLATE MOUNTING 稱呼口徑		DMD	DMM	DMB	
			SIZE	03				04
			A	75	98			
B3		<p>2-G1/8 30</p>	SUBPLATE MOUNTING 稱呼口徑		DMD	DMM		
			SIZE	03				04
			A	93	-			
B4		<p>With Microswitch 附微動開關</p>	DMD	DMM	DMB			
B5		<p>3 Position control, detent in 1 and 2 pos. With automatic adjustable release. Available with spool Code C2 and C4 only. 3位控制, 止動裝置在位置 1與 2, 備有自動調整洩壓此型僅限於於滑柱型C2及C4有效</p>	SUBPLATE MOUNTING 稱呼口徑		DMD	DMM		
			SIZE	03				04
			A	93	107			
B5A		<p>3 Position control, detent in 1 pos. With automatic adjustable release. Available with spool Code C2 and C4 only. 3位控制, 止動裝置在位置 1, 備有自動調整洩壓此型僅限於於滑柱型C2及C4有效</p>		DMD	DMM			
B5B		<p>3 Position control, detent in 2 pos. With automatic adjustable release. Available with spool Code C2 and C4 only. 3位控制, 止動裝置在位置 2, 備有自動調整洩壓此型僅限於於滑柱型C2及C4有效</p>		DMD	DMM			
B6			SUBPLATE MOUNTING 稱呼口徑		DMD	DMM		
			SIZE	03				04
			A	43	56			
B6A								
B6B								

FIXED POSITION PORT (REAR COVER) 定位端(後蓋)										
CODE 編碼	HYDRAULIC SYMBOL 液壓符號	DESCRIPTION 說明					Type of Directional Control Valve 方向控制閥類型			
B7A		Three spring positions centred in 0, detent in 2. 3個彈簧中間位置在 0, 棘爪位置在 2	SUBPLATE MOUNTING 稱呼口徑				DMD	DMM		
			SIZE	03	04	06				
B7B		Three spring positions centred in 0, detent in 1. 3個彈簧中間位置在 0, 棘爪位置在 1					DMD	DMM		
			SIZE	03	04	06				
B8		Three positions with high-pressure hydraulic control, spring centered in 0 position. Piloting pressure : 16~350 bar 高壓油壓控制3位置，彈簧中間位置在0 引導壓力: 16~350 bar	SUBPLATE MOUNTING 稱呼口徑				DMD	DMM		
			SIZE	03	04	06				
B9		Three positions with high-pressure hydraulic control, spring centered in 0 position. Piloting pressure : 100 bar (Max) 低壓控制油壓在遙控3位置，彈簧中間位置在0 引導壓力: 100 bar (最大)	SUBPLATE MOUNTING 稱呼口徑				DMD	DMM		
			SIZE	03	04	06				